


# 2025 Geometric Bookmark

Seattle Worldcon 2025

---








© 2024 Seattle Genre Alliance

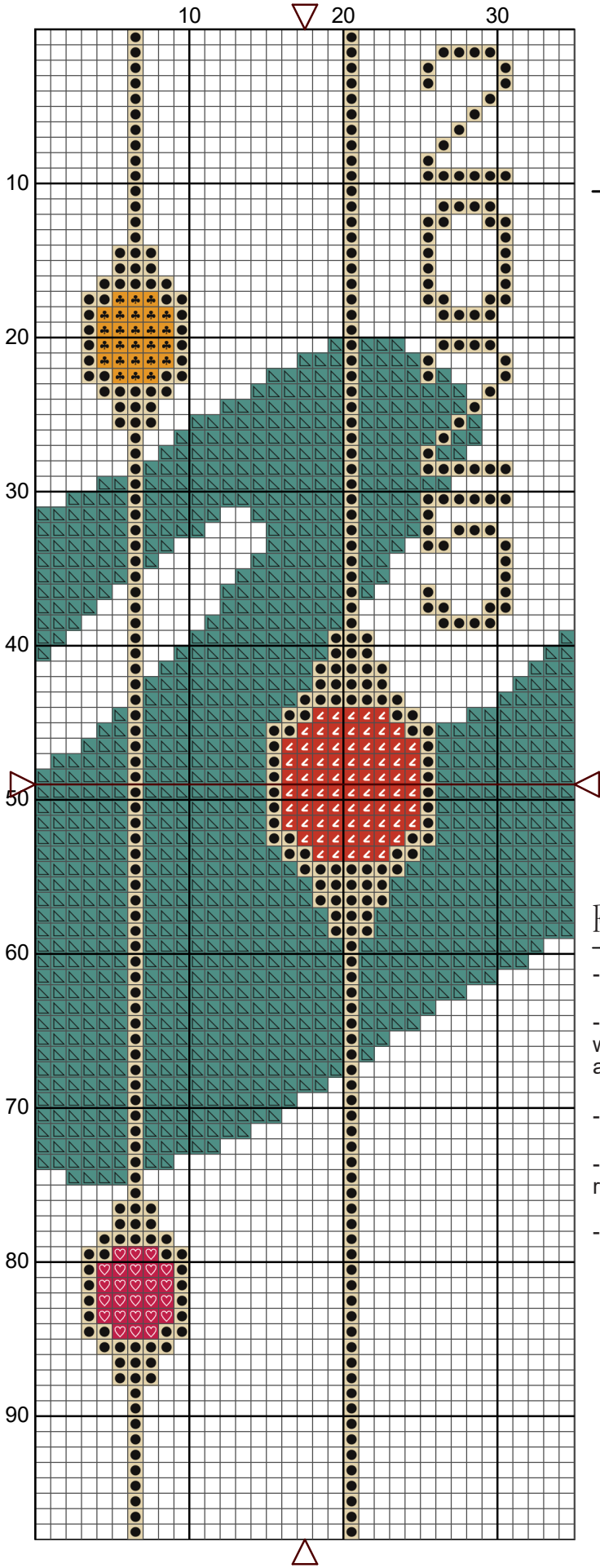
For personal use only

Design size: 35 x 98 stitches  
pattern by SunnyJim Morgan

# Floss list for crosses

Use 2 strands of thread for cross stitch

N	Symbol	Number	Name
1		DMC ECRU	Ecu
2		DMC 601	Cranberry - Dark
3		DMC 720	Orange Spice - Dark
4		DMC 728	Topaz
5		DMC 3849	Teal Green- Light



## Finishing Suggestions

- Trim to desired size, coat edges with Fray Check or glue
- Use a sewing machine to zigzag a border, with a stitch width equal to one square; trim at least one row further out and fray remaining edges
- Sew or iron on a backing fabric, trim both to desired size
- Stitch a piece of Aida cloth on back, trim both layers a few rows further out and fray
- Lay on adhesive-backed felt and trim to size